



IV JUEGOS
SURAMERICANOS
DE LA JUVENTUD

REPORTE DIARIO





#4

23/04/2026

Timing & Results provided by **BORNAN**

OPENING ROUND

STANDINGS - POSICIÓN DE EQUIPOS

OPENING ROUND							
RK		TEAM - EQUIPO	GP	W	L	AVG	GB
1		PANAMA	4	4	0	1.000	-
2		BRAZIL	4	3	1	.750	1
2		COLOMBIA	4	3	1	.750	1
4		CURAÇAO	4	2	2	.500	2
5		ARGENTINA	4	0	4	.000	4
5		PERU	4	0	4	.000	4







The Teams are placed according to the Tournament Regulations for the WBSC.
Los equipos son ordenados en atención a los Reglamentos Oficiales de la WBSC.

Timing & Results provided by **BORNAN**

OPENING ROUND

SCHEDULE AND RESULTS - CALENDARIO Y RESULTADOS

MONDAY APRIL 20, 2026 – LUNES 20 DE ABRIL DE 2026





#	Hour <i>Hora</i>	Stadium <i>Campo</i>	Group <i>Grupo</i>	Visitor Team <i>Equipo Visitante</i>	Home Team <i>Equipo Local</i>	Score	Inn
1	08:00 (UTC -5)	Estadio Juan Demóstenes Arosemena Ciudad de Panamá	Opening Round	 ARGENTINA	 CURAÇAO	2 - 7	
2	11:00 (UTC -5)	Estadio Juan Demóstenes Arosemena Ciudad de Panamá	Opening Round	 COLOMBIA	 BRAZIL	11 - 5	
3	14:00 (UTC -5)	Estadio Juan Demóstenes Arosemena Ciudad de Panamá	Opening Round	 PERU	 PANAMA	2 - 13	5

Timing & Results provided by **BORNAN**

OPENING ROUND

SCHEDULE AND RESULTS - CALENDARIO Y RESULTADOS

TUESDAY APRIL 21, 2026 – MARTES 21 DE ABRIL DE 2026

#	Hour <i>Hora</i>	Stadium <i>Campo</i>	Group <i>Grupo</i>	Visitor Team <i>Equipo Visitante</i>	Home Team <i>Equipo Local</i>	Score	Inn
4	08:00 (UTC-5)	Estadio Juan Demóstenes Arosemena Ciudad de Panamá	Opening Round	 BRAZIL	 CURAÇAO	7 - 4	
5	11:00 (UTC-5)	Estadio Juan Demóstenes Arosemena Ciudad de Panamá	Opening Round	 COLOMBIA	 PERU	17 - 3	5
6	14:00 (UTC-5)	Estadio Juan Demóstenes Arosemena Ciudad de Panamá	Opening Round	 PANAMA	 ARGENTINA	7 - 0	

WEDNESDAY APRIL 22, 2026 – MIÉRCOLES 22 DE ABRIL DE 2026





#	Hour <i>Hora</i>	Stadium <i>Campo</i>	Group <i>Grupo</i>	Visitor Team <i>Equipo Visitante</i>	Home Team <i>Equipo Local</i>	Score	Inn
7	08:00 (UTC-5)	Estadio Juan Demóstenes Arosemena Ciudad de Panamá	Opening Round	 CURAÇAO	 PERU	12 - 2	5
8	11:00 (UTC-5)	Estadio Juan Demóstenes Arosemena Ciudad de Panamá	Opening Round	 ARGENTINA	 BRAZIL	4 - 5	
9	14:00 (UTC-5)	Estadio Juan Demóstenes Arosemena Ciudad de Panamá	Opening Round	 PANAMA	 COLOMBIA	10 - 2	

Timing & Results provided by **BORNAN**

OPENING ROUND

SCHEDULE AND RESULTS - CALENDARIO Y RESULTADOS

THURSDAY APRIL 23, 2026 – JUEVES 23 DE ABRIL DE 2026

#	Hour <i>Hora</i>	Stadium <i>Campo</i>	Group <i>Grupo</i>	Visitor Team <i>Equipo Visitante</i>	Home Team <i>Equipo Local</i>	Score	Inn
10	08:00 (UTC-5)	Estadio Juan Demóstenes Arosemena Ciudad de Panamá	Opening Round	 COLOMBIA	 ARGENTINA	22 - 6	5
11	11:00 (UTC-5)	Estadio Juan Demóstenes Arosemena Ciudad de Panamá	Opening Round	 PERU	 BRAZIL	2 - 14	5
12	14:00 (UTC-5)	Estadio Juan Demóstenes Arosemena Ciudad de Panamá	Opening Round	 CURAÇAO	 PANAMA	4 - 9	

FRIDAY APRIL 24, 2026 – VIERNES 24 DE ABRIL DE 2026

#	Hour <i>Hora</i>	Stadium <i>Campo</i>	Group <i>Grupo</i>	Visitor Team <i>Equipo Visitante</i>	Home Team <i>Equipo Local</i>	Score	Inn
13	08:00 (UTC-5)	Estadio Juan Demóstenes Arosemena Ciudad de Panamá	Opening Round	 CURAÇAO	 COLOMBIA		
14	11:00 (UTC-5)	Estadio Juan Demóstenes Arosemena Ciudad de Panamá	Opening Round	 ARGENTINA	 PERU		
15	14:00 (UTC-5)	Estadio Juan Demóstenes Arosemena Ciudad de Panamá	Opening Round	 BRAZIL	 PANAMA		

Timing & Results provided by **BORNAN**

FINALS (F)

SCHEDULE AND RESULTS - CALENDARIO Y RESULTADOS

SATURDAY APRIL 25, 2026 – SÁBADO 25 DE ABRIL DE 2026

#	Hour <i>Hora</i>	Stadium <i>Campo</i>	Group <i>Grupo</i>	Visitor Team <i>Equipo Visitante</i>	Home Team <i>Equipo Local</i>	Score	Inn
16	08:00 (UTC-5)	Estadio Juan Demóstenes Arosemena Ciudad de Panamá	Bronze	#4	#3		
17	11:00 (UTC-5)	Estadio Juan Demóstenes Arosemena Ciudad de Panamá	Gold	#2	#1		

Timing & Results provided by **BORNAN**

GAME SUMMARY 1 - RESULTADO DEL JUEGO 1



ARGENTINA@CURAÇAO



April 20, 2026 at Ciudad de Panamá (PAN), Estadio Juan Demóstenes Arosemena

	1	2	3	4	5	6	7	R	H	E
Argentina	0	0	0	0	1	1	0	2	4	1
Curaçao	0	0	2	1	2	2	0	7	8	0

Argentina	AB	R	HRBI	2B	3B	HR	BB	SB	CS	HP	SH	SF	SO	IEB	KL	GDP	PO	A	E
TSUBOKURA Julian CF	3	1	1	0	0	0	0	1	0	1	0	0	0	0	0	0	2	0	0
ESCALANTE V. SS	3	0	1	0	0	0	0	1	0	0	0	0	0	2	0	2	0	0	0
ACUÑA Geronimo 3B/P/1B	1	0	0	0	0	0	2	0	0	1	0	0	1	0	0	0	1	2	0
SCHIAVONI Santino LF	2	0	0	0	0	0	0	1	0	0	1	0	0	0	0	0	0	0	0
FIGUEROA CASCO I. P/1B/RF	3	0	2	1	0	0	0	1	0	1	0	0	0	0	0	0	1	0	1
CHAVES R. C	3	0	0	0	0	0	0	0	0	0	0	0	0	3	0	1	0	7	1
BUSTAMANTE ALISIO A. PH	1	0	0	0	0	0	0	0	0	0	0	0	0	0	0	0	0	0	0
MAEDA Pablo Masami 2B/3B	1	1	0	0	0	0	0	1	1	0	1	0	0	1	0	0	0	1	1
ANNOVAZZI Luca Ciro 1B	2	0	0	0	0	0	0	0	0	0	0	0	2	0	0	0	2	0	0
ZALAZAR M. P/P	0	0	0	0	0	0	0	0	0	0	0	0	0	0	0	0	0	0	0
ERUSALMSKY David 2B	0	0	0	0	0	0	1	0	0	0	0	0	0	0	0	0	0	1	0
MANDARA C. RF	3	0	0	0	0	0	0	0	0	0	0	0	1	0	0	1	1	0	0
VELARDEZ TALAMILLA M. 1B/P	0	0	0	0	0	0	0	0	0	0	0	0	0	0	0	0	0	0	0
WADA Nicolas P	0	0	0	0	0	0	0	0	0	0	0	0	0	0	0	0	0	0	0
FIGUEROA CASCO I.	0	0	0	0	0	0	0	0	0	0	0	0	0	0	0	0	0	0	0
ZALAZAR M.	0	0	0	0	0	0	0	0	0	0	0	0	0	0	0	0	0	0	0
ACUÑA Geronimo	0	0	0	0	0	0	0	0	0	0	0	0	0	0	0	0	0	0	0
VELARDEZ TALAMILLA M. P	0	0	0	0	0	0	0	0	0	0	0	0	0	0	0	0	0	0	0
WADA Nicolas P	0	0	0	0	0	0	0	0	0	0	0	0	0	0	0	0	0	0	0
Totals	22	2	4	1	0	0	7	2	1	4	0	0	10	0	3	1	18	5	1

Curaçao	AB	R	HRBI	2B	3B	HR	BB	SB	CS	HP	SH	SF	SO	IEB	KL	GDP	PO	A	E	
ISENIA D. RF	5	0	2	0	0	0	0	0	0	0	0	0	0	0	0	0	0	0	0	
CHIRINO J. SS	3	1	2	2	0	0	2	1	1	0	0	0	0	0	0	0	2	2	0	
WIEL J. 2B	3	1	1	1	0	0	0	1	1	0	1	0	0	0	0	0	1	1	0	
OGENIA R. 3B	3	0	0	0	0	0	1	0	0	0	0	0	2	0	0	0	1	1	0	
MEULENS T. LF	4	0	1	1	0	0	0	0	0	0	0	0	1	0	1	0	2	0	0	
EL-OSSAIS N. CF	2	2	2	2	0	1	0	0	0	1	0	1	0	0	0	0	0	0	0	
EMPERADOR J. DH	2	1	0	0	0	0	1	1	0	0	0	0	2	0	0	0	0	0	0	
NIEVES MACK V. PH	0	0	0	0	0	0	0	0	0	1	0	0	0	0	0	0	0	0	0	
VALKS R'jeau Jezu C	2	1	0	0	0	0	1	0	0	1	0	0	1	0	0	0	12	1	0	
SILLE C. 1B	1	1	0	1	0	0	1	0	0	2	0	0	0	0	0	0	3	0	0	
ELIZABETH J. P	0	0	0	0	0	0	0	0	0	0	0	0	0	0	0	0	0	0	0	
DORAN Q. P	0	0	0	0	0	0	0	0	0	0	0	0	0	0	0	0	0	1	0	
HORTENCIA DECASTER R. P	0	0	0	0	0	0	0	0	0	0	0	0	0	0	0	0	0	0	0	
DORAN D. P	0	0	0	0	0	0	0	0	0	0	0	0	0	0	0	0	0	1	0	
Totals	25	7	8	7	0	0	1	7	3	1	6	0	1	6	0	1	0	21	7	0

teamlab	IP	H	R	ER	BB	SO	WP	HP	BK	IEB	SH	SF	2B	3B	HR	AB	BF	FO	GO	NP
FIGUEROA CASCO I. L,0-1	3.0	5	2	2	3	3	0	0	0	0	0	1	0	0	0	12	16	3	2	60
ZALAZAR M.	1.0	1	1	0	2	1	0	0	0	0	0	0	0	0	0	5	7	1	1	27
ACUÑA Geronimo	1.0	2	2	2	1	1	0	2	0	0	0	0	0	0	1	5	8	1	1	25
VELARDEZ TALAMILLA M. P	0.1	0	2	2	0	1	1	4	0	0	0	0	0	0	1	5	0	0	20	0
WADA Nicolas P	0.2	0	0	0	1	0	0	0	0	0	0	0	0	0	2	3	1	1	15	0

teamlab	IP	H	R	ER	BB	SO	WP	HP	BK	IEB	SH	SF	2B	3B	HR	AB	BF	FO	GO	NP
ELIZABETH J. P	3.0	2	0	0	2	6	0	1	0	0	0	0	0	0	11	14	1	1	65	0
DORAN Q. P W,1-0	2.0	1	1	1	1	3	0	3	0	0	0	0	0	0	6	10	1	1	38	0
HORTENCIA DECASTER R. P	0.0	0	1	1	2	0	1	0	0	0	0	0	0	0	0	2	0	0	8	0
DORAN D. P	2.0	1	0	0	2	1	0	0	0	0	0	0	0	0	5	7	2	1	35	0

Start: 08:00 - Time: 3:02 - Attendance: 134 - Weather: Cloudy

Umpires: HP - Julio MOLINA (PAN), 1B - Rene GONZALEZ (PAN), 2B - Juan Ramón WEVER (PAN), 3B - Héctor CONCEPCIÓN (PAN)

Scorers: Antonio Augusto DE LEÓN BOLAÑOS (PAN), Arturo MIRANDA (COL), Rafael FRANCESCHI (PAN)

TC: Ricardo MIRANDA TOLEDO (ECU), Miguel HERNANDEZ (VEN)

Timing & Results provided by **BORNAN**

GAME SUMMARY 2 - RESULTADO DEL JUEGO 2



COLOMBIA@BRAZIL



April 20, 2026 at Ciudad de Panamá (PAN), Estadio Juan Demóstenes Arosemena

	1	2	3	4	5	6	7	R	H	E
Colombia	0	0	1	1	5	0	4	11	12	0
Brazil	2	0	0	1	0	0	2	5	6	3

Colombia	AB	R	HR	BI	2B	3B	HR	BB	SB	CS	HP	SH	SF	SO	IBB	KL	GDP	PO	A	E
CAVADIA DORIA E. RF	5	1	2	2	1	0	0	0	0	0	0	0	0	1	0	0	0	0	0	0
GUZMAN CARCEL E. 3B	3	1	1	1	0	0	0	0	1	0	1	1	0	0	0	0	0	0	1	1
JARABACORDUY D. SS	4	2	1	0	1	0	0	1	0	0	0	0	0	2	0	0	0	0	1	2
SOLANO IGLESIA S. CF	2	2	1	0	1	0	0	2	0	0	0	0	0	0	0	0	0	0	2	1
GONZALEZ HERNANDEZ A. 1B	4	1	2	3	0	0	0	0	0	0	0	0	0	0	0	0	0	0	5	0
GARRIDO PINEDA L. C	3	2	3	4	0	0	1	0	0	0	0	1	0	0	0	0	0	0	5	1
FLOREZ JIMENEZ J. 2B	3	1	1	0	0	0	0	1	0	0	0	0	0	0	0	0	0	0	5	3
SARABIA CABALLERO L. DH	3	0	0	0	0	0	0	1	0	0	0	0	0	1	0	0	0	0	0	0
CORDERO ESPITIA N. LF	3	1	1	1	0	0	0	1	0	0	0	0	0	0	0	0	0	0	1	0
ROBINSON HAWKINS J. P	0	0	0	0	0	0	0	0	0	0	0	0	0	0	0	0	0	0	0	0
CARRILLO CABARCAS H. P	0	0	0	0	0	0	0	0	0	0	0	0	0	0	0	0	0	0	0	0
BULARGUMEDO J. P	0	0	0	0	0	0	0	0	0	0	0	0	0	0	0	0	0	0	0	0
CARDOZ PALENCIA S. P	0	0	0	0	0	0	0	0	0	0	0	0	0	0	0	0	0	0	0	0
RAMOS MORELOS J. P	0	0	0	0	0	0	0	0	0	0	0	0	0	0	0	0	0	0	0	0
CARDENAS HERNANDEZ K. P	0	0	0	0	0	0	0	0	0	0	0	0	0	0	0	0	0	0	1	0
Totals	30	11	12	11	3	0	1	7	0	1	1	1	0	4	0	0	0	21	8	0

Brazil	AB	R	HR	BI	2B	3B	HR	BB	SB	CS	HP	SH	SF	SO	IBB	KL	GDP	PO	A	E
OLIVEIRA LEITE Enzo SS	2	2	1	0	0	0	0	2	0	0	0	0	0	0	0	0	0	5	3	1
MACHADO RODRIGUEZ G. C	4	1	3	0	0	0	0	0	0	0	0	0	0	0	0	0	0	4	1	1
ROMANO GABAS DE PAULA O. RF	2	0	0	1	0	0	0	2	0	0	0	0	0	0	0	0	0	3	1	0
DE LIMA FERRINI Theo LF	2	0	0	1	0	0	0	1	0	0	0	1	1	0	1	0	0	0	0	0
CHUNHA RONGORA M. DH/1B	3	1	2	1	1	0	1	0	0	0	0	0	0	0	0	0	0	2	0	0
MOTOYAMA G. CF	1	0	0	0	0	0	0	3	0	1	0	0	0	0	0	0	0	2	0	0
IGI SOARES Kaua 3B	4	0	0	0	0	0	0	0	0	0	0	0	3	0	1	0	0	0	0	0
RODRIGUES FUGICE G. 1B	0	0	0	0	0	0	0	0	0	0	1	0	0	0	0	0	0	3	2	0
OKUNO Eduardo Kenji P	0	0	0	0	0	0	0	0	0	0	0	0	0	0	0	0	0	0	0	0
HIRONAGA OGO L. PH	1	0	0	0	0	0	0	0	0	0	0	0	0	0	0	0	0	0	0	0
DE SOUZA HONDA G. P	0	0	0	0	0	0	0	0	0	0	0	0	0	0	0	0	0	0	0	0
KAWAGUTI YASHIMA A. PH	1	0	0	0	0	0	0	0	0	0	0	0	0	0	0	0	0	1	0	0
MIYAO Bruno Keichi 2B	2	1	0	0	0	0	0	0	0	0	1	0	0	1	0	1	0	2	2	0
GARBE SILVEIRA Lucas P	0	0	0	0	0	0	0	0	0	0	0	0	0	0	0	0	0	0	2	1
SEKIGUCHI V. P	0	0	0	0	0	0	0	0	0	0	0	0	0	0	0	0	0	0	0	0
OKUNO Eduardo Kenji P	0	0	0	0	0	0	0	0	0	0	0	0	0	0	0	0	0	0	0	0
DE SOUZA HONDA G. P	0	0	0	0	0	0	0	0	0	0	0	0	0	0	0	0	0	0	0	0
MARUO KANABUSHI M. P	0	0	0	0	0	0	0	0	0	0	0	0	0	0	0	0	0	0	0	0
DA SILVA BELO G. P	0	0	0	0	0	0	0	0	0	0	0	0	0	0	0	0	0	0	0	0
Totals	22	5	6	3	1	0	1	9	0	1	2	0	1	5	0	3	1	21	11	3

teamlab	IP	H	R	ER	BB	SO	WP	HP	BK	IBB	SH	SF	2B	3B	HR	AB	BF	FO	GO	NP
ROBINSON HAWKINS J. P	1.0	2	2	2	2	0	3	0	0	0	0	0	1	0	0	3	5	0	1	27
CARRILLO CABARCAS H. P W,1-0	3.0	1	1	1	1	3	0	1	0	0	0	0	0	0	1	9	11	2	3	43
BULARGUMEDO J. P	1.0	2	0	0	0	1	0	0	0	0	0	0	0	0	0	5	5	2	0	12
CARDOZ PALENCIA S. P	0.0	0	0	0	2	0	1	0	0	0	0	0	0	0	0	0	0	2	0	9
RAMOS MORELOS J. P	1.0	1	2	2	2	0	0	1	0	0	0	0	0	0	0	3	6	1	1	28
CARDENAS HERNANDEZ K. P	1.0	0	0	0	2	1	0	0	0	0	0	1	0	0	0	2	5	2	0	25

teamlab	IP	H	R	ER	BB	SO	WP	HP	BK	IBB	SH	SF	2B	3B	HR	AB	BF	FO	GO	NP
GARBE SILVEIRA Lucas P	3.0	3	2	1	3	1	0	0	0	0	0	0	1	0	0	9	12	4	0	54
SEKIGUCHI V. P L,0-1	1.2	2	4	0	3	2	2	0	0	0	1	0	0	0	0	7	11	0	3	38
OKUNO Eduardo Kenji P	0.1	1	1	1	0	0	0	0	0	0	0	0	0	0	1	2	2	0	1	5
DE SOUZA HONDA G. P	1.0	1	0	0	1	1	0	0	0	0	0	0	0	0	0	4	5	1	1	17
MARUO KANABUSHI M. P	0.2	5	4	4	0	0	0	0	0	0	0	0	2	0	0	7	7	2	0	26
DA SILVA BELO G. P	0.1	0	0	0	0	0	0	1	0	0	0	0	0	0	1	2	0	1	7	

Start: 11:00 - Time: 3:04 - Attendance: 0 - Weather:

Umpires: HP - Amalec AMADOR (NCA), 1B - Alejandro Alfredo PECERO SANCHEZ (PAN), 2B - Edson LOUISA (CUW), 3B - Eric BOSQUEZ RODRÍGUEZ (PAN)

Scorers: Arturo MIRANDA (COL), Rafael FRANCESCHI (PAN), Antonio Augusto DE LEÓN BOLAÑOS (PAN)

TC: Miguel HERNANDEZ (VEN), Ricardo MIRANDA TOLEDO (ECU)

Timing & Results provided by **BORNAN**

GAME SUMMARY 3 - RESULTADO DEL JUEGO 3



PERU@PANAMA



April 20, 2026 at Ciudad de Panamá (PAN), Estadio Juan Demóstenes Arosemena

	1	2	3	4	5	R	H	E
Peru	2	0	0	0	0	2	1	3
Panama	1	3	9	0	0	13	8	0

Peru	AB	R	HRBI	2B	3B	HR	BB	SB	CS	HP	SH	SF	SO	IBB	KL	GDP	PO	A	E
ABAD LANDIVAR N. C	1	1	0	0	0	0	2	1	0	0	0	0	0	0	0	0	0	1	0
CASTILLO MOLINA S. 2B	1	1	0	0	0	0	0	0	0	2	0	0	1	0	0	0	0	3	0
TAIRA GOYA [®] R. CF	2	0	0	0	0	0	1	0	0	0	0	0	2	0	2	0	0	0	0
SHIRAKAWA BEPPU L. DH	3	0	1	1	0	0	0	0	0	0	0	0	1	0	0	0	0	0	0
APARICIO BERMEJO D. LF	3	0	0	0	0	0	0	0	0	0	0	0	1	0	0	0	2	0	1
SHIBATA HIGA H. SS	1	0	0	0	0	0	2	0	0	0	0	0	0	0	0	0	1	0	1
TOYAMA UYEZU T. RF	2	0	0	1	0	0	0	1	0	0	0	0	0	0	0	0	2	0	1
HORIKAWA KOHATSU Ryu 1B	2	0	0	0	0	0	0	0	0	0	0	0	1	0	0	0	7	0	0
SAGASTI UEJONA G. 3B	0	0	0	0	0	0	2	0	0	0	0	0	0	0	0	0	0	0	0
CHINEN ARAKAWA Akira P	0	0	0	0	0	0	0	0	0	0	0	0	0	0	0	0	0	0	0
REYNA TANG S. P	0	0	0	0	0	0	0	0	0	0	0	0	0	0	0	0	0	0	0
CABRERA GANOZA D. P	0	0	0	0	0	0	0	0	0	0	0	0	0	0	0	0	0	0	0
SHIROTA YORIMOTO C. P	0	0	0	0	0	0	0	0	0	0	0	0	0	0	0	0	0	0	0
HORIKAWA KOHATSU Jun P	0	0	0	0	0	0	0	0	0	0	0	0	0	0	0	0	0	0	0
Totals	15	2	1	2	0	0	8	1	0	2	0	0	6	0	2	0	12	4	3

Panama	AB	R	HRBI	2B	3B	HR	BB	SB	CS	HP	SH	SF	SO	IBB	KL	GDP	PO	A	E
LONG GUZMAN D. LF/RF	2	1	0	2	0	0	1	1	0	1	0	0	0	0	0	0	1	0	0
DELGADO JIMENEZ E. RF	3	0	0	1	0	0	0	0	0	0	0	0	0	0	0	0	0	0	0
FANOVICH BATISTA A. LF	1	0	0	0	0	0	0	0	0	0	0	0	0	0	0	0	0	0	0
ARANDA CAMAÑO L. C	2	1	1	1	0	1	0	0	0	0	0	0	1	0	0	0	6	1	0
OSORIO CEDEÑO O. C	0	0	0	0	0	0	0	0	0	0	0	0	0	0	0	0	0	0	0
AROSEMENA LASSO J. 1B	3	1	1	1	0	1	0	0	0	0	0	0	0	0	0	0	2	0	0
ATENCIO CASTILLO L. 1B	0	0	0	0	0	0	0	0	0	0	0	0	0	0	0	0	3	0	0
RAMOS SILVA J. CF	3	3	2	0	0	0	0	1	0	0	0	0	0	0	0	0	1	0	0
COUSINS PINZON A. DH	2	2	0	0	0	0	1	0	0	0	0	0	0	0	0	0	0	0	0
LOPEZ CASTILLO L. SS	2	2	2	1	1	0	0	0	0	1	0	0	0	0	0	0	1	2	0
FUENTES PALACIO A. 3B	2	2	1	0	0	0	0	0	0	1	0	0	0	0	0	0	0	0	0
CANTO BARBA E. 2B	2	1	1	1	0	0	1	0	0	0	0	0	0	0	0	0	1	0	0
GOVEA FRANCO A. P	0	0	0	0	0	0	0	0	0	0	0	0	0	0	0	0	0	0	0
MILLER RIVAS E. P	0	0	0	0	0	0	0	0	0	0	0	0	0	0	0	0	0	0	0
MENDOZA PIMENTEL S. P	0	0	0	0	0	0	0	0	0	0	0	0	0	0	0	0	0	0	0
Totals	22	13	8	7	1	2	0	4	2	0	3	0	1	0	0	0	15	3	0

teamlabell	IP	H	R	ER	BB	SO	WP	HP	BK	IBB	SH	SF	2B	3B	HR	AB	BF	FO	GO	NP
CHINEN ARAKAWA Akira P L,0-1	1.1	3	4	4	1	1	1	2	0	0	0	0	0	0	0	7	10	2	1	33
REYNA TANG S. P	0.2	2	4	4	2	0	2	1	0	0	0	0	1	0	0	4	7	2	0	28
CABRERA GANOZA D. P	0.2	2	5	3	1	0	2	0	0	0	0	0	2	0	6	7	0	2	32	
SHIROTA YORIMOTO C. P	0.1	1	0	0	0	0	1	0	0	0	0	0	0	0	2	2	1	0	7	
HORIKAWA KOHATSU Jun P	1.0	0	0	0	0	0	0	0	0	0	0	0	0	0	3	3	2	1	11	

teamlabell	IP	H	R	ER	BB	SO	WP	HP	BK	IBB	SH	SF	2B	3B	HR	AB	BF	FO	GO	NP
GOVEA FRANCO A. P	0.0	0	2	2	2	0	1	1	0	0	0	0	0	0	0	3	0	0	0	12
MILLER RIVAS E. P W,1-0	3.0	1	0	0	4	4	0	1	0	0	0	0	0	0	9	14	2	2	61	
MENDOZA PIMENTEL S. P	2.0	0	0	0	2	2	0	0	0	0	0	0	0	0	6	8	3	1	29	

Start: 14:00 - Time: 2:04 - Attendance: 328 - Weather: Cloudy

Umpires: HP - Jesús Emilio LOPÉZ AGOSTO (PUR), 1B - Claudionor ARBIGAUS (BRA), 2B - Alexis Elbor ALFARO (MEX), 3B - Ramiro ALFARO (COL)

Scorers: Germain LIENDO (VEN), Arturo MIRANDA (COL), Rafael FRANCESCHI (PAN)

TC: Ricardo MIRANDA TOLEDO (ECU), Miguel HERNANDEZ (VEN)

Timing & Results provided by **BORNAN**

GAME SUMMARY 4 - RESULTADO DEL JUEGO 4



BRAZIL@CURAÇAO



April 21, 2026 at Ciudad de Panamá (PAN), Estadio Juan Demóstenes Arosemena

	1	2	3	4	5	6	7	R	H	E
Brazil	4	0	0	0	0	0	3	7	5	2
Curaçao	3	0	0	0	0	1	0	4	3	2

Brazil	AB	R	HR	BI	2B	3B	HR	BB	SB	CS	HP	SH	SF	SO	IBB	KL	GDP	PO	A	E
OLIVEIRA LEITE Enzo SS	3	1	1	0	0	0	0	0	0	0	0	1	0	0	0	0	0	1	1	1
MACHADO RODRIGUEZ G. C	3	1	1	0	0	0	0	1	0	0	0	0	0	1	0	0	0	5	0	0
ROMANO GABAS DE PAULA O. RF	2	1	0	0	0	0	0	1	0	0	1	0	0	0	1	0	0	2	0	0
DE LIMA FERRINI Theo DH/P	3	1	1	3	0	0	0	0	0	0	0	0	1	2	0	0	0	0	1	0
CUNHA GONGORA M. 1B	2	0	0	1	0	0	0	1	0	0	0	0	1	0	0	0	0	5	0	0
RODRIGUES FUGICE G. 1B	0	0	0	0	0	0	0	0	0	0	0	0	0	0	0	0	0	1	0	0
MOTOYAMA G. CF	3	0	0	1	0	0	0	0	0	0	0	1	0	0	0	0	0	1	0	0
HYRONAGA OGO L. LF	2	0	1	0	0	0	0	0	0	0	0	0	0	0	0	0	0	2	0	0
KAWAGUTI YASHIMA A. PH/LF	0	1	0	0	0	0	0	0	0	1	0	0	0	0	0	0	0	0	0	0
DE SOUZA HONDA G. 3B	2	1	0	0	0	0	0	0	0	0	1	0	0	0	0	0	0	0	1	1
MIYAO Bruno Keichi 2B	3	1	1	1	0	0	0	0	0	0	0	0	0	0	0	0	0	4	1	0
IGI SOARES Kaue P	0	0	0	0	0	0	0	0	0	0	0	0	0	0	0	0	0	0	0	0
DE LIMA FERRINI Theo P	0	0	0	0	0	0	0	0	0	0	0	0	0	0	0	0	0	0	0	0
Totals	23	7	5	6	0	0	0	3	0	0	2	3	2	3	1	0	0	21	4	2

Curaçao	AB	R	HR	BI	2B	3B	HR	BB	SB	CS	HP	SH	SF	SO	IBB	KL	GDP	PO	A	E
ISENIA D. RF	4	0	0	0	0	0	0	0	0	0	0	0	0	1	0	1	0	2	0	0
CHIRINO J. SS	2	1	0	0	0	0	0	2	0	0	0	0	0	0	0	0	0	2	1	0
WIEL J. 2B	3	1	0	0	0	0	0	1	0	0	0	0	0	0	0	0	0	1	3	0
OGENIA R. 3B	3	1	1	3	0	0	1	1	0	0	0	0	0	0	1	0	0	0	5	0
MEULENS T. LF	3	0	0	0	0	0	0	1	0	0	0	0	0	1	0	0	0	0	0	0
EL-OSSAIS N. CF	2	1	0	0	0	0	0	1	0	0	1	0	0	0	0	0	0	1	0	0
ELIZABETH J. DH	2	0	0	0	0	0	0	0	0	0	0	0	0	1	0	0	0	0	0	0
PROVACIA ROACH A. PH	1	0	0	0	0	0	0	0	0	0	1	0	1	0	0	0	0	0	0	0
VALKS R'jeau Jezu C	2	0	0	0	0	0	0	1	0	0	0	0	0	1	0	0	0	2	1	1
SILLE C. 1B	3	0	2	1	0	0	0	0	0	0	0	0	0	0	0	0	0	12	1	1
CIJNTEJE Z. P	0	0	0	0	0	0	0	0	0	0	0	0	0	0	0	0	0	0	0	0
DORAN D. P	0	0	0	0	0	0	0	0	0	0	0	0	0	0	0	0	0	1	0	0
MARTINA J. P	0	0	0	0	0	0	0	0	0	0	0	0	0	0	0	0	0	0	0	0
ZIMMERMAN D. P	0	0	0	0	0	0	0	0	0	0	0	0	0	0	0	0	0	0	0	0
EMPERADOR J. P	0	0	0	0	0	0	0	0	0	0	0	0	0	0	0	0	0	0	0	0
Totals	25	4	3	4	0	0	1	7	0	0	1	1	0	5	1	1	0	21	11	2

teamlabel	IP	H	R	ER	BB	SO	WP	HP	BK	IBB	SH	SF	2B	3B	HR	AB	BF	FO	GO	NP
IGI SOARES Kaue P	4.0	2	3	3	3	4	3	0	0	0	0	0	0	0	1	15	18	5	3	77
DE LIMA FERRINI Theo P W,1-0	3.0	1	1	1	4	1	1	1	0	1	1	0	0	0	0	10	16	4	4	59

teamlabel	IP	H	R	ER	BB	SO	WP	HP	BK	IBB	SH	SF	2B	3B	HR	AB	BF	FO	GO	NP
CIJNTEJE Z. P	5.0	4	4	4	1	2	0	1	0	0	1	1	0	0	0	17	21	6	7	71
DORAN D. P	1.0	0	0	0	0	1	0	0	0	0	0	0	0	0	0	3	3	0	2	11
MARTINA J. P L,0-1	0.0	0	2	1	0	0	2	1	0	0	1	0	0	0	0	2	0	0	0	9
ZIMMERMAN D. P	0.2	1	1	0	2	0	0	0	0	1	1	1	0	0	0	2	6	1	1	15
EMPERADOR J. P	0.1	0	0	0	0	0	0	0	0	0	0	0	0	0	0	1	1	0	1	4

Start: 08:00 - Time: 2:25 - Attendance: 232 - Weather:

Umpires: HP - Rene GONZALEZ (PAN), 1B - Juan Ramón WEVER (PAN), 2B - Héctor CONCEPCIÓN (PAN), 3B - Julio MOLINA (PAN)

Scorers: Antonio Augusto DE LEÓN BOLAÑOS (PAN), Arturo MIRANDA (COL), Rafael FRANCESCHI (PAN)

TC: Ricardo MIRANDA TOLEDO (ECU), Miguel HERNANDEZ (VEN)

Timing & Results provided by **BORNAN**

GAME SUMMARY 5 - RESULTADO DEL JUEGO 5



COLOMBIA@PERU



April 21, 2026 at Ciudad de Panamá (PAN), Estadio Juan Demóstenes Arosemena

	1	2	3	4	5	R	H	E
Colombia	3	0	0	10	4	17	10	1
Peru	2	0	0	0	1	3	2	2

Colombia	AB	R	HR	BI	2B	3B	HR	BB	SB	CS	HP	SH	SF	SO	IBB	KL	GDP	PO	A	E
CAVADIA DORIA E. RF	2	3	1	0	0	0	0	1	2	0	1	0	0	0	0	0	0	0	0	0
GUZMAN ARGEL E. 3B	3	3	2	1	0	0	0	0	2	0	1	0	0	0	0	0	0	0	1	0
JARABA LORDUY D. SS	2	1	0	2	0	0	0	1	0	0	0	0	0	1	0	0	0	0	0	1
SOLANO IGLESIA S. CF	2	3	1	2	0	0	0	2	2	0	0	0	0	0	0	0	0	0	1	0
GONZALEZ HERNANDEZ A. 1B	1	2	0	2	0	0	0	1	2	0	1	0	1	0	0	0	0	0	0	1
GARRIDO PINEDA L. DH	3	2	1	1	0	0	0	1	1	0	0	0	0	0	0	0	0	0	0	0
OCAMPO SANCHEZ W. C	3	1	1	3	0	0	0	0	0	0	0	0	1	0	0	0	0	0	11	0
FLOREZ JIMENEZ J. 2B	4	1	3	2	1	0	0	0	2	0	0	0	0	0	0	0	0	0	1	0
CORDERO ESPITIA N. LF	4	1	1	1	1	0	0	0	1	0	0	0	0	1	0	0	0	0	0	0
SANCHEZ GOMEZ E. P	0	0	0	0	0	0	0	0	0	0	0	0	0	0	0	0	0	0	1	0
NOGUERA HERRERA S. F	0	0	0	0	0	0	0	0	0	0	0	0	0	0	0	0	0	0	0	0
BULACARGUMEDO J. P	0	0	0	0	0	0	0	0	0	0	0	0	0	0	0	0	0	0	0	0
CASTILLO RODRIGUEZ R. P	0	0	0	0	0	0	0	0	0	0	0	0	0	0	0	0	0	0	0	0
RAMOS MORELOS J. P	0	0	0	0	0	0	0	0	0	0	0	0	0	0	0	0	0	0	0	0
Totals	24	17	10	14	2	0	0	6	12	0	3	0	3	1	0	0	0	0	15	2

Peru	AB	R	HR	BI	2B	3B	HR	BB	SB	CS	HP	SH	SF	SO	IBB	KL	GDP	PO	A	E
ABAD LANDIVAR N. RF	3	1	1	0	0	0	0	0	0	0	0	0	0	2	0	0	0	0	0	0
CASTILLO MOLINA S. 2B/ss/P	3	1	1	0	0	0	0	0	0	0	0	0	0	1	0	0	0	0	3	1
TAIRA GOYA R. CF	2	1	0	0	0	0	1	1	0	0	0	0	1	0	1	0	0	0	6	0
AFARICIO BERMEDO D. LF	1	0	0	0	0	0	1	0	0	1	0	0	0	0	0	0	0	0	1	0
SHIRAKAWA BEPPU L. C	1	0	0	1	0	0	2	1	0	0	0	0	1	0	0	0	0	0	1	0
TOYAMA UYEZU T. DH	1	0	0	0	0	0	0	0	0	0	0	0	0	1	0	0	0	0	0	0
VILLARREAL LANDAETA M. PH	0	0	0	0	0	0	0	0	0	1	0	0	0	0	0	0	0	0	0	0
REYNA TANG S. 3B/ss	0	0	0	0	0	0	0	0	0	0	0	0	0	0	0	0	0	0	0	0
MANRIQUE DE LA FUENTE J. PH	1	0	0	0	0	0	0	0	0	0	0	0	1	0	1	0	0	0	0	0
HORIKAWA KOHATSU Ryu 1B	2	0	0	0	0	0	1	0	0	0	0	0	1	0	1	0	0	0	6	0
SAGASTI UEJONA G. 3B/P/3B	2	0	0	0	0	0	0	0	0	0	0	0	0	1	0	0	0	0	1	0
CABRERA GANOZA D. SS/2B	2	0	0	0	0	0	0	0	0	0	0	0	2	0	1	0	0	0	1	0
SHIBATA HIGA H. P	0	0	0	0	0	0	0	0	0	0	0	0	0	0	0	0	0	0	0	0
SHIROTA YORIMOTO C. P	0	0	0	0	0	0	0	0	0	0	0	0	0	0	0	0	0	0	0	0
MOROMIZATO CHOY R. P	0	0	0	0	0	0	0	0	0	0	0	0	0	0	0	0	0	0	0	1
SAGASTI UEJONA G. P	0	0	0	0	0	0	0	0	0	0	0	0	0	0	0	0	0	0	0	0
CASTILLO MOLINA S. P	0	0	0	0	0	0	0	0	0	0	0	0	0	0	0	0	0	0	0	0
Totals	18	3	2	1	0	0	5	2	0	2	0	0	11	0	4	0	0	0	15	5

teamlab	IP	H	R	ER	BB	SO	WP	HP	BK	IBB	SH	SF	2B	3B	HR	AB	BF	FO	GO	NP
SANCHEZ GOMEZ E. P W,1-0	3.0	1	2	0	1	7	0	0	0	0	0	0	0	0	0	11	12	1	1	56
NOGUERA HERRERA S. P	0.1	0	0	0	1	1	0	2	0	0	0	0	0	0	0	1	4	0	0	19
BULACARGUMEDO J. P	0.2	0	0	0	0	1	0	0	0	0	0	0	0	0	0	2	2	1	0	7
CASTILLO RODRIGUEZ R. P	0.1	1	1	1	3	1	0	0	0	0	0	0	0	0	0	2	5	0	0	24
RAMOS MORELOS J. P	0.2	0	0	0	0	1	0	0	0	0	0	0	0	0	0	2	2	0	1	7

teamlab	IP	H	R	ER	BB	SO	WP	HP	BK	IBB	SH	SF	2B	3B	HR	AB	BF	FO	GO	NP
SHIBATA HIGA H. P L,0-1	3.1	4	6	5	2	0	1	0	0	0	0	2	1	0	0	13	17	6	4	72
SHIROTA YORIMOTO C. P	0.0	2	3	1	1	0	0	0	0	0	0	1	0	0	2	3	0	0	12	
MOROMIZATO CHOY R. P	0.2	2	4	0	1	1	1	1	0	0	0	0	0	0	5	7	0	2	22	
SAGASTI UEJONA G. P	0.0	0	3	3	1	0	0	2	0	0	0	0	0	0	0	3	0	0	9	
CASTILLO MOLINA S. P	1.0	2	1	1	1	0	0	0	0	0	1	0	0	0	4	6	2	1	19	

Start: 11:00 - Time: 2:20 - Attendance: 127 - Weather:

Umpires: HP - Alejandro Alfredo PECERO SANCHEZ (PAN), 1B - Edson LOUISA (CUW), 2B - Eric BOSQUEZ RODRÍGUEZ (PAN), 3B - Amalec AMADOR (NCA)

Scorers: Arturo MIRANDA (COL), Antonio Augusto DE LEÓN BOLAÑOS (PAN), Rafael FRANCESCHI (PAN)

TC: Miguel HERNANDEZ (VEN), Ricardo MIRANDA TOLEDO (ECU)

Timing & Results provided by **BORNAN**

GAME SUMMARY 6 - RESULTADO DEL JUEGO 6



PANAMA@ARGENTINA



April 21, 2026 at Ciudad de Panamá (PAN), Estadio Juan Demósteres Arosemena

	1	2	3	4	5	6	7	R	H	E
Panama	2	0	0	0	2	1	2	7	7	0
Argentina	0	0	0	0	0	0	0	0	1	4

Panama	AB	R	HR	BI	2B	3B	HR	BB	SB	CS	HP	SH	SF	SO	IEB	KL	GDP	PO	A	E
LONG GUZMAN D. LF	3	1	2	0	0	0	0	1	2	0	1	0	0	1	0	0	0	0	0	0
FANOVICH BATISTA A. PR/LF	0	0	0	0	0	0	0	0	1	0	0	0	0	0	0	0	0	0	0	0
DELGADO JIMENEZ E. RF	3	0	0	0	0	0	0	0	0	0	0	0	0	1	0	0	0	2	0	0
COUSINS PINZON A. PH/2B	1	0	0	1	0	0	0	0	0	0	0	0	1	0	0	0	0	0	0	0
ARANDA CAMAÑO L. DH	2	1	0	0	0	0	0	1	0	0	0	0	1	0	0	0	0	0	0	0
ATENCIO CASTILLO L. PH	1	0	0	0	0	0	0	0	0	0	0	0	0	0	0	0	0	0	0	0
AROSEMENA LASSO J. 1B	3	1	1	0	0	0	0	1	0	0	0	0	1	0	1	0	0	4	0	0
RAMOS SILVA J. CF	3	2	1	3	0	0	1	1	1	0	0	0	0	0	0	0	0	2	1	0
LOPEZ CASTILLO L. SS	3	0	0	0	0	0	0	1	0	0	0	0	0	0	0	0	0	1	4	0
FUENTES PALACIO A. 3B/RF	4	1	1	0	0	0	0	1	0	0	0	0	0	0	0	0	0	1	0	0
OSORIO CEDENO O. C	4	1	2	2	0	0	0	0	0	0	0	0	0	0	0	0	0	10	1	0
CANTO BARBA E. 2B/3B	2	0	0	0	0	0	1	0	0	1	0	0	1	0	1	0	0	1	0	0
DE LEON GUEVARA Y. P	0	0	0	0	0	0	0	0	0	0	0	0	0	0	0	0	0	0	1	0
BROWN LAWRENCE D. P	0	0	0	0	0	0	0	0	0	0	0	0	0	0	0	0	0	0	0	0
CAMARENA FLORES J. P	0	0	0	0	0	0	0	0	0	0	0	0	0	0	0	0	0	0	0	0
Totals	29	7	7	6	0	0	1	6	5	0	2	0	1	5	0	2	0	21	7	0

Argentina	AB	R	HR	BI	2B	3B	HR	BB	SB	CS	HP	SH	SF	SO	IEB	KL	GDP	PO	A	E
TSUBOKURA Julian CF	1	0	0	0	0	0	0	2	2	0	0	0	0	0	0	0	0	4	0	0
SCHIAVONI Santino LF	3	0	0	0	0	0	0	0	0	0	0	0	0	2	0	1	0	3	0	0
ACUÑA Geronimo 3B	3	0	0	0	0	0	0	0	0	0	0	0	0	2	0	2	0	2	1	1
FIGUEROA CASCO I. RF	3	0	0	0	0	0	0	0	0	0	0	0	1	0	0	0	0	1	0	0
MAEDA Pablo Masami 2B	2	0	0	0	0	0	1	0	0	0	0	0	0	0	0	0	0	0	1	0
CHAVES R. C	1	0	0	0	0	0	1	0	1	0	0	0	0	0	0	0	0	6	1	1
KAIZOJI J. PH	1	0	1	0	0	0	0	0	0	0	0	0	0	0	0	0	0	0	0	0
BUSTAMANTE ALISIO A. 1B	2	0	0	0	0	0	0	0	0	0	0	0	1	0	0	0	0	4	0	0
BARBIERI Jerónimo PH	1	0	0	0	0	0	0	0	0	0	0	0	1	0	0	0	0	0	0	0
ERUSALMSKY David DH	2	0	0	0	0	0	0	0	0	0	0	0	0	2	0	0	0	0	0	0
LOMBARDO CORREA D. SS	1	0	0	0	0	0	1	0	0	0	0	0	1	0	1	0	0	1	0	2
ANNOVAZZI Luca Ciro P	0	0	0	0	0	0	0	0	0	0	0	0	0	0	0	0	0	0	0	0
SIERRA SUAREZ I. P	0	0	0	0	0	0	0	0	0	0	0	0	0	0	0	0	0	0	1	0
VELARDEZ TALAMILLA M. P	0	0	0	0	0	0	0	0	0	0	0	0	0	0	0	0	0	0	0	0
ZALAZAR M. P	0	0	0	0	0	0	0	0	0	0	0	0	0	0	0	0	0	0	0	0
WADA Nicolas P	0	0	0	0	0	0	0	0	0	0	0	0	0	0	0	0	0	0	0	0
Totals	20	0	1	0	0	0	5	2	1	0	0	0	10	0	4	0	0	21	4	4

teamlab	IP	H	R	ER	BB	SO	WP	HP	BK	IBB	SH	SF	2B	3B	HR	AB	BF	FO	GO	NP
DE LEON GUEVARA Y. P W,1-0	4.0	0	0	0	3	6	1	0	0	0	0	0	0	0	0	10	13	3	1	65
BROWN LAWRENCE D. P	2.2	1	0	0	2	3	0	0	0	0	0	0	0	0	0	9	11	1	4	53
CAMARENA FLORES J. P	0.1	0	0	0	0	1	0	0	0	0	0	0	0	0	0	1	1	0	0	3

teamlab	IP	H	R	ER	BB	SO	WP	HP	BK	IBB	SH	SF	2B	3B	HR	AB	BF	FO	GO	NP
ANNOVAZZI Luca Ciro P L,0-1	0.1	0	2	1	3	1	1	0	0	0	0	0	0	0	0	1	4	0	0	19
SIERRA SUAREZ I. P	3.2	3	0	0	1	3	1	1	1	0	0	0	0	0	0	14	16	4	4	51
VELARDEZ TALAMILLA M. P	1.0	2	3	2	1	1	0	0	0	0	0	0	0	0	1	6	7	1	0	19
ZALAZAR M. P	1.2	2	2	0	1	0	0	0	0	0	0	1	0	0	0	7	9	5	0	28
WADA Nicolas P	0.1	0	0	0	0	0	1	1	0	0	0	0	0	0	0	1	2	1	0	7

Start: 14:00 - Time: 4:11 - Attendance: 254 - Weather: Cloudy

Notes: El juego estuvo detenido por lluvia 1:45 horas en la parte alta del 1er inning

Umpires: HP - Claudionor ARBIGAUS (BRA), 1B - Alexis Elbor ALFARO (MEX), 2B - Ramiro ALFARO (COL), 3B - Jesús Emilio LOPÉZ AGOSTO (PUR)

Scorers: Germain LIENDO (VEN), Antonio Augusto DE LEÓN BOLAÑOS (PAN), Rafael FRANCESCHI (PAN)

TC: Ricardo MIRANDA TOLEDO (ECU), Miguel HERNANDEZ (VEN)

Timing & Results provided by **BORNAN**

GAME SUMMARY 7 - RESULTADO DEL JUEGO 7



CURAÇAO@PERU



April 22, 2026 at Ciudad de Panamá (PAN), Estadio Juan Demóstenes Arosemena

	1	2	3	4	5	R	H	E
Curaçao	6	4	0	0	2	12	13	1
Peru	0	0	0	2	0	2	2	2

Curaçao	AB	R	HR	BI	2B	3B	HR	BB	SB	CS	HP	SH	SF	SO	IBB	KL	GDP	PO	A	E
SILLE C. C	4	1	1	0	1	0	0	0	0	0	0	0	0	0	0	0	0	9	0	0
CHIRINO J. SS/3B/CF	3	3	2	1	0	0	0	1	1	0	0	0	0	1	0	0	0	1	0	1
WIEL J. 3B/SS	2	2	1	0	1	0	2	0	0	0	0	0	0	0	0	0	0	0	0	0
OGENIA R. DH/3B	4	2	2	1	0	0	0	0	0	0	0	0	0	0	0	0	0	0	0	0
MEULENS T. LF	3	1	0	1	0	0	0	1	0	0	0	0	0	0	0	0	0	0	0	0
ISENIA D. CF	2	0	1	0	0	0	0	1	0	0	0	0	0	1	0	0	0	0	1	0
EMPERADOR J. PR/CF/P	2	1	1	2	0	0	0	0	0	0	0	0	0	0	0	0	0	0	0	0
SOPHIA JACOBUS S. 1B	4	1	2	0	1	0	0	0	0	0	0	0	0	1	0	0	0	0	3	0
NIEVES MACK V. RF	3	1	2	4	0	1	0	0	0	0	0	0	0	0	0	0	0	0	0	0
PROVACIA ROACH A. 2B	2	0	0	0	0	0	0	1	1	0	0	0	0	1	0	0	0	0	1	0
HORTENCIA DECASTER R. P	0	0	0	0	0	0	0	0	0	0	0	0	0	0	0	0	0	0	0	0
MARTINA J. P	0	0	0	0	0	0	0	0	0	0	0	0	0	0	0	0	0	0	0	0
EMPERADOR J. P	0	0	0	0	0	0	0	0	0	0	0	0	0	0	0	0	0	0	0	0
Totals	29	12	13	10	2	2	0	5	3	0	0	0	0	4	0	0	0	15	1	1

Peru	AB	R	HR	BI	2B	3B	HR	BB	SB	CS	HP	SH	SF	SO	IBB	KL	GDP	PO	A	E
ABAD LANDIVAR N. C	3	0	0	0	0	0	0	0	0	0	0	0	0	1	0	1	0	3	1	0
CASTILLO MOLINA S. 2B	2	0	0	1	0	0	0	1	0	0	0	0	0	1	0	0	0	1	1	0
TAIRA GOYA [®] R. CF	3	0	1	0	0	0	0	0	0	0	0	0	0	0	0	0	0	1	0	0
APARICIO BERMEJO D. LF	2	0	0	0	0	0	0	1	0	0	0	0	0	1	0	0	0	4	1	0
SHIRAKAWA BEPPU L. DH	2	1	0	0	0	0	1	0	0	0	0	0	0	2	0	1	0	0	0	0
SHIBATA HIGA H. SS	1	1	1	0	0	0	2	0	0	0	0	0	0	0	0	0	0	0	1	0
TOYAMA UYEZU T. RF	2	0	0	0	0	0	0	0	0	1	0	0	0	2	0	1	0	1	0	0
HORIKAWA KOHATSU Ryu 1B	1	0	0	0	0	0	1	0	0	0	0	0	0	1	0	0	0	3	0	0
SAGASTI UEJONA G. 3B	1	0	0	1	0	0	0	1	0	0	0	0	0	1	0	1	0	1	0	1
OYAKAWA TOYOFUKU Ken P	0	0	0	0	0	0	0	0	0	0	0	0	0	0	0	0	0	0	0	1
SHIROMA KUWAE Diego P	0	0	0	0	0	0	0	0	0	0	0	0	0	0	0	0	0	0	0	0
Totals	17	2	2	2	0	0	0	7	0	0	1	0	0	9	0	4	0	15	3	2

teamlabel	IP	H	R	ER	BB	SO	WP	HP	BK	IBB	SH	SF	2B	3B	HR	AB	BF	FO	GO	NP
HORTENCIA DECASTER R. P W,1-0	3.0	1	1	1	3	4	1	1	0	0	0	0	0	0	0	10	14	4	1	69
MARTINA J. P	0.2	1	1	1	3	2	1	0	0	0	0	0	0	0	0	3	6	0	0	32
EMPERADOR J. P	1.1	0	0	0	1	3	0	0	0	0	0	0	0	0	4	5	1	0	23	

teamlabel	IP	H	R	ER	BB	SO	WP	HP	BK	IBB	SH	SF	2B	3B	HR	AB	BF	FO	GO	NP
OYAKAWA TOYOFUKU Ken P L,0-1	1.2	10	10	5	1	2	2	0	0	0	0	0	1	2	0	16	17	2	1	59
SHIROMA KUWAE Diego P	3.1	3	2	2	4	2	2	0	0	0	0	0	1	0	0	13	17	6	2	61

Start: 08:00 - Time: 2:33 - Attendance: 231 - Weather:

Umpires: HP - Juan Ramón WEVER (PAN), 1B - Héctor CONCEPCIÓN (PAN), 2B - Julio MOLINA (PAN), 3B - Rene GONZALEZ (PAN)

Scorers: Rafael FRANCESCHI (PAN), Arturo MIRANDA (COL)

TC: Ricardo MIRANDA TOLEDO (ECU), Miguel HERNANDEZ (VEN)

Timing & Results provided by **BORNAN**

GAME SUMMARY 8 - RESULTADO DEL JUEGO 8



ARGENTINA@BRAZIL



April 22, 2026 at Ciudad de Panamá (PAN), Estadio Juan Demósteres Arosemena

	1	2	3	4	5	6	7	R	H	E
Argentina	1	0	0	2	0	0	1	4	4	3
Brazil	0	1	3	0	1	0	0	5	6	2

Argentina	AB	R	HR	BI	2B	3B	HR	BB	SB	CS	HP	SH	SF	SO	IBB	KL	GDP	PO	A	E
TSUBOKURA Julian CF/P	4	0	0	0	0	0	0	0	0	0	0	0	0	2	0	1	0	2	0	0
ESCALANTE V. SS	3	2	2	0	1	0	0	0	1	0	0	0	0	0	0	0	0	1	1	0
ACUÑA Geronimo P/1B	3	0	0	1	0	0	0	0	0	0	0	0	0	0	0	0	0	1	0	1
FIGUEROA CASCO I. 1B/CF	3	0	0	0	0	0	0	0	0	0	0	0	0	3	0	0	0	3	1	0
SCHIAVONI Santino LF	3	1	1	1	1	0	0	0	0	0	0	0	0	0	0	0	0	2	0	0
MAEDA Pablo Masami 2B	2	1	0	0	0	0	0	1	1	0	0	0	0	2	0	0	0	0	0	1
CHAVES R. C	3	0	0	0	0	0	0	0	0	0	0	0	0	1	0	0	0	5	0	0
SIERRA SUAREZ I. 3B	3	0	1	0	0	0	0	0	1	0	0	0	0	1	0	1	0	3	1	1
MANDARA C. RF	2	0	0	0	0	0	0	0	0	0	0	0	0	1	0	0	0	1	0	0
KAIZOJI J. PH	1	0	0	0	0	0	0	0	0	0	0	0	0	0	0	0	0	0	0	0
ACUÑA Geronimo P	0	0	0	0	0	0	0	0	0	0	0	0	0	0	0	0	0	0	0	0
TSUBOKURA Julian P	0	0	0	0	0	0	0	0	0	0	0	0	0	0	0	0	0	0	0	0
Totals	27	4	4	2	2	0	0	1	3	0	0	0	0	10	0	2	0	18	3	3

Brazil	AB	R	HR	BI	2B	3B	HR	BB	SB	CS	HP	SH	SF	SO	IBB	KL	GDP	PO	A	E
OLIVEIRA LEITE Enzo SS	3	0	0	1	0	0	0	0	0	0	1	0	0	0	0	0	0	1	3	1
MACHADO RODRIGUEZ G. 2B	3	0	0	0	0	0	0	1	0	0	0	0	0	1	0	1	0	1	1	0
ROMANO GABAS DE PAULA O. C	3	1	0	0	0	0	0	1	2	0	0	0	0	2	0	0	0	7	2	1
DE LIMA FERRINI Theo RF	3	1	2	0	0	0	1	0	0	0	0	0	0	0	0	0	0	0	0	0
SEKIGUCHI V. DH	4	1	2	1	1	0	0	0	0	0	0	0	0	1	0	0	0	0	0	0
KAWAGUTI YASHIMA A. CF	3	2	1	0	0	0	0	0	1	0	0	1	0	0	0	0	0	2	0	0
HIRONAGA OGO L. LF	1	0	0	0	0	0	0	1	0	0	1	0	0	1	0	1	0	1	0	0
RODRIGUES FUGICE G. 1B	2	0	1	2	1	0	0	0	0	0	0	0	1	0	0	0	0	9	0	0
MIYAO Bruno Keichi 3B	3	0	0	0	0	0	0	0	1	0	0	0	0	0	0	0	0	0	0	0
DE SOUZA HONDA G. P	0	0	0	0	0	0	0	0	0	0	0	0	0	0	0	0	0	0	0	0
AOKI SAITO Pedro P	0	0	0	0	0	0	0	0	0	0	0	0	0	0	0	0	0	0	1	0
Totals	25	5	6	4	2	0	0	4	4	0	2	1	1	5	0	2	0	21	7	2

teamlabell	IP	H	R	ER	BB	SO	WP	HP	BK	IBB	SH	SF	2B	3B	HR	AB	BF	FO	GO	NP
ACUÑA Geronimo P L,0-1	5.0	4	5	3	4	4	0	2	0	0	1	1	1	0	0	20	28	7	4	94
TSUBOKURA Julian P	1.0	2	0	0	0	1	0	0	0	0	0	0	1	0	0	5	5	2	0	24

teamlabell	IP	H	R	ER	BB	SO	WP	HP	BK	IBB	SH	SF	2B	3B	HR	AB	BF	FO	GO	NP
DE SOUZA HONDA G. P W,1-0	6.0	3	3	1	1	7	0	0	0	0	0	0	2	0	0	22	23	7	4	69
AOKI SAITO Pedro P S,1	1.0	1	1	1	0	3	1	0	0	0	0	0	0	0	0	5	5	0	1	21

Start: 11:00 - Time: 2:01 - Attendance: 246 - Weather: Sunny

Umpires: HP - Edson LOUISA (CUW), 1B - Eric BOSQUEZ RODRÍGUEZ (PAN), 3B - Alejandro Alfredo PECERO SANCHEZ (PAN), 2B - Ramiro ALFARO (COL)

Scorers: Antonio Augusto DE LEÓN BOLAÑOS (PAN), Germain LIENDO (VEN), Arturo MIRANDA (COL)

TC: Miguel HERNANDEZ (VEN), Ricardo MIRANDA TOLEDO (ECU)

Timing & Results provided by **BORNAN**

GAME SUMMARY 9 - RESULTADO DEL JUEGO 9



PANAMA@COLOMBIA



April 22, 2026 at Ciudad de Panamá (PAN), Estadio Juan Demósteres Arosemena

	1	2	3	4	5	6	7	R	H	E
Panama	4	4	2	0	0	0	0	10	11	2
Colombia	0	2	0	0	0	0	0	2	6	3

Panama	AB	R	HR	BI	2B	3B	HR	BB	SB	CS	HP	SH	SF	SO	IEB	KL	GDP	PO	A	E
LONG GUZMAN D. LF	2	3	2	0	1	0	0	0	1	0	2	0	0	0	0	0	0	1	0	0
FANOVICH BATISTA A. PR/LF	1	0	0	0	0	0	0	0	0	0	0	0	0	0	1	0	0	0	0	0
DELGADO JIMENEZ E. RF	5	0	1	2	0	0	0	0	0	0	0	0	0	0	2	0	1	0	2	1
ARANDA CAMAÑO L. C	4	2	2	0	0	0	0	0	0	0	0	0	0	1	0	0	0	7	0	0
AROSEMENA LASSO J. 1B	3	2	2	1	0	0	0	0	0	0	0	0	0	1	0	0	0	2	0	0
ATENCIO CASTILLO L. PH/1B	1	0	0	0	0	0	0	0	0	0	0	0	0	1	0	0	0	4	0	0
RAMOS SILVA J. CF	2	2	1	3	0	1	0	0	0	0	2	0	0	0	0	0	0	4	0	0
COUSINS PINZON A. DH	4	0	2	2	0	0	0	0	0	0	0	0	0	1	0	0	0	0	0	0
LOPEZ CASTILLO L. SS	4	0	0	1	0	0	0	0	0	0	0	0	0	1	0	0	1	1	3	1
FUENTES PALACIO A. 3B	3	0	0	0	0	0	0	1	0	0	0	0	0	2	0	0	0	0	1	0
CANTO BARBA E. 2B	3	1	1	0	0	0	1	0	0	0	0	0	0	1	0	1	0	0	1	1
RODRIGUEZ SANCHEZ A. P	0	0	0	0	0	0	0	0	0	0	0	0	0	0	0	0	0	0	1	0
FLOREZ SOBENIS J. P	0	0	0	0	0	0	0	0	0	0	0	0	0	0	0	0	0	0	0	0
Totals	32	10	11	9	1	1	0	2	1	0	4	0	0	11	0	2	1	21	7	2

Colombia	AB	R	HR	BI	2B	3B	HR	BB	SB	CS	HP	SH	SF	SO	IEB	KL	GDP	PO	A	E
CAVADIA DORIA E. RF	3	0	1	0	0	0	0	0	0	0	1	0	0	1	0	0	0	1	0	0
GUZMAN ARGEL E. 3B	2	0	1	1	0	0	0	2	0	0	0	0	0	0	0	0	0	0	1	0
JARABA LORDUY D. SS	4	0	1	0	0	0	0	0	0	0	0	0	0	3	0	0	0	1	4	0
SOLANO IGLESIA S. CF	4	0	1	0	0	0	0	0	0	0	0	0	0	0	0	0	0	0	0	0
GONZALEZ HERNANDEZ A. 1B	3	0	0	0	0	0	0	0	0	0	0	0	0	0	0	0	0	4	1	1
GARRIDO PINEDA L. C	3	0	0	0	0	0	0	0	0	0	0	0	0	1	0	1	0	11	0	0
OCAMPO SANCHEZ W. DH	2	1	1	0	0	0	1	0	0	0	0	0	0	0	0	0	0	0	0	0
FLOREZ JIMENEZ J. 2B	3	0	0	0	0	0	0	0	0	0	0	0	0	0	0	0	0	2	2	0
CORDERO ESPITIA N. LF	3	1	1	0	0	0	0	0	0	0	0	0	0	1	0	0	0	1	0	1
CARDENAS HERNANDEZ K. P	0	0	0	0	0	0	0	0	0	0	0	0	0	0	0	0	0	0	0	0
CARRILLO CABARCAS H. P	0	0	0	0	0	0	0	0	0	0	0	0	0	0	0	0	0	1	0	0
ROBINSON HAWKINS J. P	0	0	0	0	0	0	0	0	0	0	0	0	0	0	0	0	0	0	0	1
CARDOZI PALENCIA S. P	0	0	0	0	0	0	0	0	0	0	0	0	0	0	0	0	0	0	0	0
CASTILLO RODRIGUEZ R. P	0	0	0	0	0	0	0	0	0	0	0	0	0	0	0	0	0	0	0	0
Totals	27	2	6	1	0	0	0	3	0	0	1	0	0	6	0	1	0	21	8	3

teamlabel	IP	H	R	ER	BB	SO	WP	HP	BK	IBB	SH	SF	2B	3B	HR	AB	BF	FO	GO	NP
RODRIGUEZ SANCHEZ A. P W,1-0	5.0	4	2	2	2	5	1	1	0	0	0	0	0	0	0	19	22	5	4	74
FLOREZ SOBENIS J. P S,1	2.0	2	0	0	1	1	0	0	0	0	0	0	0	0	0	8	9	3	2	34

teamlabel	IP	H	R	ER	BB	SO	WP	HP	BK	IBB	SH	SF	2B	3B	HR	AB	BF	FO	GO	NP
CARDENAS HERNANDEZ K. P L,0-1	0.1	3	4	4	0	1	0	2	1	0	0	0	0	0	0	4	6	0	0	24
CARRILLO CABARCAS H. P	1.1	5	4	4	0	1	1	0	0	0	0	0	0	1	0	9	9	0	3	37
ROBINSON HAWKINS J. P	2.1	2	2	2	2	4	0	1	0	0	0	0	1	0	0	10	13	2	1	46
CARDOZI PALENCIA S. P	1.0	0	0	0	0	2	0	0	0	0	0	0	0	0	0	3	3	0	1	14
CASTILLO RODRIGUEZ R. P	2.0	1	0	0	0	3	0	1	0	0	0	0	0	0	0	6	7	1	1	28

Start: 14:00 - Time: 2:42 - Attendance: 453 - Weather:

Umpires: HP - Alexis Elbor ALFARO (MEX), 1B - Amalec AMADOR (NCA), 2B - Jesús Emilio LOPÉZ AGOSTO (PUR), 3B - Claudionor ARBIGAUS (BRA)

Scorers: Arturo MIRANDA (COL), Antonio Augusto DE LEÓN BOLAÑOS (PAN)

TC: Ricardo MIRANDA TOLEDO (ECU), Miguel HERNANDEZ (VEN)

Timing & Results provided by **BORNAN**

GAME SUMMARY 10 - RESULTADO DEL JUEGO 10



COLOMBIA@ARGENTINA



April 23, 2026 at Ciudad de Panamá (PAN), Estadio Juan Demóstenes Arosemena

	1	2	3	4	5	R	H	E
Colombia	9	0	7	3	3	22	16	1
Argentina	1	0	5	0	0	6	1	5

Colombia	AB	R	HR	BI	2B	3B	HR	BB	SB	CS	HP	SH	SF	SO	IBB	KL	GDP	PO	A	E
CAVADIA DORIA E. RF	3	3	2	0	2	0	0	1	0	0	1	0	0	0	0	0	0	0	0	0
GUZMAN ARGEL E. 3B	5	2	3	3	0	0	0	0	0	0	0	0	0	1	0	0	0	0	1	0
JARABA LORDUY D. SS	4	3	1	0	0	0	0	1	0	0	0	0	0	0	0	0	0	0	0	2
SOLANO IGLESIA S. CF	4	3	2	1	0	0	0	1	0	0	0	0	0	0	0	0	0	0	0	0
GONZALEZ HERNANDEZ A. 1B	2	1	0	1	0	0	0	0	0	0	0	0	0	0	0	0	0	0	2	0
OCAMPO SANCHEZ W. 1B	2	2	0	0	0	0	0	1	0	0	0	0	0	1	0	0	0	0	3	0
GARRIDO PINEDA L. DH	4	4	2	5	1	1	0	1	0	0	0	0	0	0	0	0	0	0	0	0
SARABIA CABALLERO L. C	4	2	3	4	1	0	0	0	0	0	0	1	0	0	0	0	0	0	9	1
FLOREZ JIMENEZ J. 2B	5	0	2	3	1	0	0	0	0	0	0	0	0	0	0	0	0	0	1	1
CORDERO ESPITIA N. LF	3	2	1	0	0	0	0	0	0	0	1	0	0	0	0	0	0	0	0	0
BARRIOS GARCES S. P	0	0	0	0	0	0	0	0	0	0	0	0	0	0	0	0	0	0	0	0
NOGUERA HERRERA S. P	0	0	0	0	0	0	0	0	0	0	0	0	0	0	0	0	0	0	0	0
CARDENAS HERNANDEZ K. P	0	0	0	0	0	0	0	0	0	0	0	0	0	0	0	0	0	0	0	0
Totals	36	22	16	17	5	1	0	5	0	0	2	0	1	2	0	0	0	15	5	1

Argentina	AB	R	HR	BI	2B	3B	HR	BB	SB	CS	HP	SH	SF	SO	IBB	KL	GDP	PO	A	E
TSUBOKURA Julian CF	1	1	0	0	0	0	0	1	0	0	0	0	0	0	0	0	0	1	0	0
MANDARA C. PH/CF	0	0	0	1	0	0	0	0	0	0	2	0	0	0	0	0	0	1	0	0
ESCALANTE V. SS	2	0	0	0	0	0	0	0	0	0	0	0	0	0	0	0	0	0	3	1
VELARDEZ TALAMILLA M. PH/3B	1	0	0	0	0	0	0	0	0	0	1	0	0	1	0	0	0	1	0	0
ACUÑA Geronimo 3B	0	0	0	0	0	0	0	1	0	0	0	0	0	0	0	0	0	0	0	1
LOMBARDO CORREA D. PH/SS	2	1	0	0	0	0	0	1	0	0	0	0	0	2	1	0	0	0	2	0
SCHIAVONI Santino LF	4	1	1	1	0	0	0	0	0	0	0	0	1	0	1	0	0	1	0	0
FIGUEROA CASCO I. RF	0	0	0	0	0	0	0	1	0	0	0	0	0	0	0	0	0	0	1	0
ANNOVAZZI Luca Ciro PH/RF	0	1	0	0	0	0	0	2	0	0	0	0	0	0	0	0	0	1	0	0
SIERRA SUAREZ I. 2B	1	0	0	0	0	0	0	0	0	0	0	0	1	0	1	0	0	1	1	0
ZALAZAR M. PH/2B	0	1	0	1	0	0	0	2	0	0	0	0	0	0	0	0	0	2	0	2
KAIZOJI J. DH	1	1	0	1	0	0	0	2	0	0	0	0	1	0	1	0	0	1	0	0
BARBIERI Jerónimo 1B	1	0	0	1	0	0	0	0	0	0	1	0	0	1	0	1	0	5	0	1
CHAVES R. 1B	1	0	0	0	0	0	0	0	0	0	0	0	0	0	0	0	0	0	0	0
KAWAMURA J. C	2	0	0	1	0	0	0	0	0	0	1	0	0	2	0	2	0	1	0	0
MAEDA Pablo Masami P	0	0	0	0	0	0	0	0	0	0	0	0	0	0	0	0	0	0	0	0
CORONEL Bruno P	0	0	0	0	0	0	0	0	0	0	0	0	0	0	0	0	0	0	0	0
ERUSALMSKY David P	0	0	0	0	0	0	0	0	0	0	0	0	0	0	0	0	0	0	0	0
BUSTAMANTE ALISIO A. P	0	0	0	0	0	0	0	0	0	0	0	0	0	0	0	0	0	0	0	0
Totals	16	6	1	6	0	0	0	10	0	0	5	0	0	9	0	7	0	15	6	5

teamlab	IP	H	R	ER	BB	SO	WP	HP	BK	IBB	SH	SF	2B	3B	HR	AB	BF	FO	GO	NP
BARRIOS GARCES S. P	2.1	1	4	4	6	3	3	0	0	0	0	0	0	0	0	8	14	0	4	60
NOGUERA HERRERA S. P	0.0	0	2	2	2	0	0	2	0	0	0	0	0	0	0	0	4	0	0	15
CARDENAS HERNANDEZ K. P W,1-0	2.2	0	0	0	2	6	0	3	0	0	0	0	0	0	0	8	13	1	0	51

teamlab	IP	H	R	ER	BB	SO	WP	HP	BK	IBB	SH	SF	2B	3B	HR	AB	BF	FO	GO	NP
MAEDA Pablo Masami P L,0-1	0.0	3	7	6	2	0	1	1	0	0	0	0	1	0	0	4	7	0	0	16
CORONEL Bruno P	2.2	6	8	2	0	1	3	0	0	0	0	0	2	1	0	17	17	4	4	50
ERUSALMSKY David P	1.1	4	4	2	2	1	1	1	0	0	1	2	0	0	9	13	2	2	49	
BUSTAMANTE ALISIO A. P	1.0	3	3	2	1	0	0	0	0	0	0	0	0	0	6	7	2	1	19	

Start: 08:00 - Time: 2:29 - Attendance: 128 - Weather: Sunny

Umpires: HP - Héctor CONCEPCIÓN (PAN), 1B - Julio MOLINA (PAN), 2B - Rene GONZALEZ (PAN), 3B - Juan Ramón WEVER (PAN)

Scorers: Germain LIENDO (VEN), Antonio Augusto DE LEÓN BOLAÑOS (PAN)

TC: Miguel HERNANDEZ (VEN), Ricardo MIRANDA TOLEDO (ECU)

Timing & Results provided by **BORNAN**

GAME SUMMARY 11 - RESULTADO DEL JUEGO 11



PERU@BRAZIL



April 23, 2026 at Ciudad de Panamá (PAN), Estadio Juan Demósteres Arosemena

	1	2	3	4	5	R	H	E
Peru	0	0	0	0	2	2	2	2
Brazil	0	1	0	8	5	14	12	0

Peru	AB	R	HR	BI	2B	3B	HR	BB	SB	CS	HP	SH	SF	SO	IBB	KL	GDP	PO	A	E
ABAD LANDIVAR N. C	2	0	0	1	0	0	0	0	0	0	0	0	1	0	0	0	0	4	0	0
MANRIQUE DE LA FUENTE J. C	0	0	0	0	0	0	0	0	0	0	0	0	0	0	0	0	0	0	0	0
CASTILLO MOLINA S. 3B/P	3	0	1	0	0	0	0	0	0	0	0	0	0	0	0	0	0	2	0	0
MORCIZATO CHOY R. P	0	0	0	0	0	0	0	0	0	0	0	0	0	0	0	0	0	0	0	0
SAGASTI UEJONA G. 3B	0	0	0	0	0	0	0	0	0	0	0	0	0	0	0	0	0	0	0	0
TAIRA GOYA R. CF	2	0	1	0	0	0	0	0	0	0	0	0	0	0	0	0	0	0	0	0
SHIBATA HIGA H. SS	2	0	0	0	0	0	0	0	1	0	0	0	0	0	0	0	0	2	3	1
SHIROTA YORIMOTO C. SS/E/P	0	0	0	0	0	0	0	0	0	0	0	0	0	0	0	0	0	0	0	0
SHIRAKAWA BEPPU L. DH	1	0	0	0	0	0	0	0	0	0	0	0	0	0	0	0	0	0	0	0
CABRERA GANOZA D. 3B/SS	0	1	0	0	0	0	1	0	0	0	0	0	0	0	0	0	0	0	1	1
APRILICIO BERMEJO D. LF	1	1	0	0	0	0	1	0	0	0	0	0	1	0	0	0	0	0	0	0
VILLARREAL LANDAETA M. LF	0	0	0	0	0	0	0	0	0	0	0	0	0	0	0	0	0	0	0	0
TOYAMA UYEZU T. RF	1	0	0	0	0	0	1	0	0	0	0	0	0	0	0	0	0	1	1	0
HORIKAWA KOHATSU Ryu 1B	1	0	0	1	0	0	0	1	0	0	0	0	0	0	0	0	0	3	0	0
REYNA TANG S. 2B	2	0	0	0	0	0	0	0	0	0	0	0	2	0	0	0	0	1	1	0
HORIKAWA KOHATSU Jun P	0	0	0	0	0	0	0	0	0	0	0	0	0	0	0	0	0	0	1	0
CABRERA GANOZA D. P	0	0	0	0	0	0	0	0	0	0	0	0	0	0	0	0	0	0	0	0
CASTILLO MOLINA S. P	0	0	0	0	0	0	0	0	0	0	0	0	0	0	0	0	0	0	0	0
MORCIZATO CHOY R. P	0	0	0	0	0	0	0	0	0	0	0	0	0	0	0	0	0	0	0	0
SHIROTA YORIMOTO C. P	0	0	0	0	0	0	0	0	0	0	0	0	0	0	0	0	0	0	0	0
Totals	15	2	2	2	0	0	4	0	1	0	0	1	3	0	0	0	0	13	7	2

Brazil	AB	R	HR	BI	2B	3B	HR	BB	SB	CS	HP	SH	SF	SO	IBB	KL	GDP	PO	A	E
OLIVEIRA LEITE Enzo SS	3	1	2	1	0	0	0	0	2	0	1	0	0	0	0	0	0	4	1	0
MIYAO Bruno Keichi PR/SS	0	0	0	0	0	0	0	0	0	0	0	0	0	0	0	0	0	0	0	0
KANAGUTI YASHIMA A. RF	2	1	0	0	0	0	0	2	0	0	0	0	0	2	0	0	0	1	0	0
CUNHA GONGORA M. C	4	2	1	0	0	0	0	0	0	0	0	0	0	1	0	0	0	3	1	0
SEKIGUCHI V. 3B	4	1	2	1	0	0	0	0	0	0	0	0	0	0	0	0	0	0	0	0
RODRIGUES FUGICE G. 1B	3	2	2	2	0	0	1	0	0	0	0	0	0	0	0	0	0	2	1	0
IGI SOARES Kaue DH	3	3	2	2	0	1	0	0	0	1	0	0	1	0	1	0	1	0	0	0
MOTOYAMA G. CF	1	1	0	1	0	0	0	0	0	0	3	0	0	0	0	0	0	0	0	0
HIRONAGA OGO L. LF	3	2	1	3	0	0	1	1	0	0	0	0	0	0	0	0	0	1	0	0
DE SOUZA HONDA G. 2B	3	1	2	2	1	0	0	0	0	0	0	0	0	0	0	0	0	3	0	0
HATSUMURA F. P	0	0	0	0	0	0	0	0	0	0	0	0	0	0	0	0	0	1	0	0
HISSAGIMA E. P	0	0	0	0	0	0	0	0	0	0	0	0	0	0	0	0	0	0	0	0
MARUO KANABUSHI M. P	0	0	0	0	0	0	0	0	0	0	0	0	0	0	0	0	0	0	0	0
Totals	26	14	12	12	1	1	1	4	2	0	5	0	0	4	0	1	0	15	3	0

teamlab	IP	H	R	ER	BB	SO	WP	HP	BK	IBB	SH	SF	2B	3B	HR	AB	BF	FO	GO	NP
HORIKAWA KOHATSU Jun P L,0-1	3.1	5	5	5	3	3	0	4	0	0	0	0	0	0	0	15	22	3	4	94
CABRERA GANOZA D. P	0.1	3	4	3	1	0	0	0	0	0	0	0	1	0	0	4	5	0	1	17
CASTILLO MOLINA S. P	0.1	0	0	0	0	1	0	0	0	0	0	0	0	0	0	2	2	0	0	11
MORCIZATO CHOY R. P	0.1	3	3	2	0	0	1	0	0	0	0	0	1	0	4	4	0	0	8	
SHIROTA YORIMOTO C. P	0.0	1	2	2	0	0	0	1	0	0	0	0	0	0	1	1	2	0	0	5

teamlab	IP	H	R	ER	BB	SO	WP	HP	BK	IBB	SH	SF	2B	3B	HR	AB	BF	FO	GO	NP
HATSUMURA F. P W,1-0	4.0	2	0	0	0	2	0	0	0	0	0	0	0	0	0	13	13	6	3	52
HISSAGIMA E. P	0.0	0	2	2	4	0	0	0	0	0	0	0	0	0	0	4	0	0	0	20
MARUO KANABUSHI M. P	1.0	0	0	0	0	1	0	0	0	0	0	1	0	0	0	2	3	2	0	10

Start: 11:00 - Time: 2:11 - Attendance: 314 - Weather: Sunny

Umpires: HP - Eric BOSQUEZ RODRÍGUEZ (PAN), HP - Alejandro Alfredo PECERO SANCHEZ (PAN), 2B - Amalec AMADOR (NCA), 3B - Edson LOUISA (CUW)

Scorers: Germain LIENDO (VEN), Arturo MIRANDA (COL)

TC: Ricardo MIRANDA TOLEDO (ECU), Miguel HERNANDEZ (VEN)

Timing & Results provided by **BORNAN**

GAME SUMMARY 12 - RESULTADO DEL JUEGO 12



CURAÇAO@PANAMA



April 23, 2026 at Ciudad de Panamá (PAN), Estadio Juan Demóstenes Arosemena

	1	2	3	4	5	6	7	R	H	E
Curaçao	0	0	3	0	1	0	0	4	4	3
Panama	5	1	3	0	0	0	0	9	9	4

Curaçao	AB	R	HR	BI	2B	3B	HR	BB	SB	CS	HP	SH	SF	SO	IBB	KL	GDP	PO	A	E
CHIRINO J. DH	1	0	0	0	0	0	0	1	0	0	2	0	0	1	0	1	0	0	0	0
WIEL J. SS	3	0	0	0	0	0	0	1	0	0	0	0	0	1	0	1	0	2	1	1
OGENIA R. 3B	3	0	0	0	0	0	0	0	0	1	1	0	0	1	0	0	0	1	2	1
EL-CSSAIS N. CF	3	0	0	0	0	0	0	1	0	0	0	0	0	2	0	1	0	0	0	0
MEULENS T. LF	2	1	0	0	0	0	0	2	0	0	0	0	0	1	0	1	0	2	0	0
SILLE C. 1B	4	1	0	0	0	0	0	0	0	0	0	0	0	0	0	0	0	6	0	1
EMPERADOR J. RF	3	2	2	1	0	0	0	1	0	0	0	0	0	1	0	1	0	2	0	0
VALKS R'jeau Jezu C	3	0	1	0	0	0	0	1	0	0	0	0	0	0	0	0	1	3	1	0
NIEVES MACK V. 2B	3	0	1	1	0	0	0	0	0	0	0	0	0	0	0	0	0	2	2	0
HELMIJR H. P	0	0	0	0	0	0	0	0	0	0	0	0	0	0	0	0	0	0	0	0
ELIZABETH J. P	0	0	0	0	0	0	0	0	0	0	0	0	0	0	0	0	0	0	0	0
DORAN Q. P	0	0	0	0	0	0	0	0	0	0	0	0	0	0	0	0	0	0	0	0
DORAN D. P	0	0	0	0	0	0	0	0	0	0	0	0	0	0	0	0	0	0	1	0
ISENIA D. P	0	0	0	0	0	0	0	0	0	0	0	0	0	0	0	0	0	0	1	0
Totals	25	4	4	2	0	0	0	7	0	1	3	0	0	7	0	5	1	18	8	3

Panama	AB	R	HR	BI	2B	3B	HR	BB	SB	CS	HP	SH	SF	SO	IBB	KL	GDP	PO	A	E
DELGADO JIMENEZ E. RF	1	2	0	1	0	0	0	3	0	0	0	0	0	0	0	0	0	4	0	0
LOPEZ CASTILLO L. SS	3	2	1	0	1	0	0	1	0	0	0	0	0	0	0	0	0	3	1	0
ARANDA CAMAÑO L. C	3	1	1	1	0	0	0	1	0	0	0	0	0	0	0	0	0	7	1	0
AROSEMENA LASSO J. DH	3	2	1	2	0	0	0	1	1	0	0	0	0	0	0	0	0	0	0	0
RAMOS SILVA J. CF	4	1	2	1	0	0	0	0	2	0	0	0	0	1	0	0	0	3	0	1
COUSINS PINZON A. LF	3	0	0	1	0	0	0	0	0	0	0	0	1	0	0	0	0	1	0	0
ATENCIO CASTILLO L. 1B	0	0	0	0	0	0	0	1	0	0	0	0	0	0	0	0	0	0	0	0
OSORIO CEDEÑO O. PH/1B	3	0	1	0	0	0	0	0	0	1	0	0	0	0	0	0	0	1	0	0
FUENTES PALACIO A. 3B	3	1	0	0	0	0	0	1	0	0	0	0	0	1	0	0	0	0	0	2
CANTO BARBA E. 2B	4	0	3	1	1	0	0	0	0	0	0	0	0	1	0	1	0	2	3	0
CAMARENA FLORES J. P	0	0	0	0	0	0	0	0	0	0	0	0	0	0	0	0	0	0	0	1
MENDOZA PIMENTEL S. P	0	0	0	0	0	0	0	0	0	0	0	0	0	0	0	0	0	0	0	0
Totals	27	9	9	7	2	0	0	8	3	1	0	0	1	3	0	1	0	21	5	4

teamlab	IP	H	R	ER	BB	SO	WP	HP	BK	IBB	SH	SF	2B	3B	HR	AB	BF	FO	GO	NP	
HELMIJR H. P L,0-1	0.0	0	4	4	4	0	2	0	0	0	0	0	0	0	0	0	4	0	0	23	
ELIZABETH J. P	0.2	2	1	1	2	0	0	0	0	0	0	0	1	0	0	0	3	6	2	0	23
DORAN Q. P	1.2	3	4	3	1	1	0	0	0	0	0	0	1	0	0	10	11	2	2	42	
DORAN D. P	0.2	2	0	0	0	0	0	0	0	0	0	0	0	0	0	3	3	0	1	10	
ISENIA D. P	3.0	2	0	0	1	2	0	0	0	0	0	0	1	0	0	11	12	3	3	40	

teamlab	IP	H	R	ER	BB	SO	WP	HP	BK	IBB	SH	SF	2B	3B	HR	AB	BF	FO	GO	NP
CAMARENA FLORES J. P W,1-0	4.0	1	3	0	6	6	1	2	0	0	0	0	0	0	14	22	4	2	94	
MENDOZA PIMENTEL S. P S,1	3.0	3	1	1	1	1	0	1	0	0	0	0	0	0	11	13	5	2	41	

Start: 14:00 - Time: 3:18 - Attendance: 567 - Weather:

Umpires: HP - Ramiro ALFARO (COL), 1B - Jesús Emilio LOPÉZ AGOSTO (PUR), 2B - Claudionor ARBIGAUS (BRA), 3B - Alexis Elbor ALFARO (MEX)

Scorers: Arturo MIRANDA (COL), Rafael FRANCESCHI (PAN)

TC: Miguel HERNANDEZ (VEN), Ricardo MIRANDA TOLEDO (ECU)

Timing & Results provided by **BORNAN**

OFFICIALS - OFICIALES

OFFICIAL SCORERS - ANOTADORES OFICIALES

Scorers director - Director de Anotadores: Germain LIENDO (VEN)

Antonio Augusto DE LEÓN BOLAÑOS (PAN)

Arturo MIRANDA (COL)

Germain LIENDO (VEN)

Rafael FRANCESCHI (PAN)

UMPIRES - ÁRBITROS

Alejandro Alfredo PECERO SANCHEZ (PAN)

Alexis Elbor ALFARO (MEX)

Amalec AMADOR (NCA)

Claudionor ARBIGAUS (BRA)

Edson LOUISA (CUW)

Eric BOSQUEZ RODRÍGUEZ (PAN)

Héctor CONCEPCIÓN (PAN)

Jesús Emilio LOPEZ AGOSTO (PUR)

Juan Ramón WEVER (PAN)

Julio MOLINA (PAN)

Ramiro ALFARO (COL)

Rene GONZALEZ (PAN)

TECHNICAL COMMISSION - COMISIÓN TÉCNICA

Technical director - Director Técnico: Ricardo MIRANDA TOLEDO (ECU)

Miguel HERNANDEZ (VEN)

Ricardo MIRANDA TOLEDO (ECU)

Timing & Results provided by **BORNAN**

ABBREVIATIONS - ABREVIATURAS

(IN ALPHABETICAL ORDER - EN ORDEN ALFABÉTICO)

HITTING - OFENSIVA

2B	Doubles	Dobles
3B	Triples	Triples
AB	At bats	Veces al bate
AVG	Batting average	Average de bateo
CS	Caught Stealing	Atrapado robando
BB	Base on balls	Base por bolas
GDP	Grounded into double play	Batazo para Doble Play
G	Games played	Juegos jugados
H	Hits	Hits contactados
HBP	Hit by Pitch	Pelotazo
HR	Homeruns	Cuadrangulares
OBP	On base percentage	Promedio de embasado
OPS	On Base Plus Slugging Percentage	Porcentaje de slugging más en base
R	Runs scored	Carreras anotadas
RBI	Runs batted in	Carreras impulsadas
SB	Stolen bases / SB attempts	Bases Robadas / Intentos de robo
SF	Sacrifice flies	Sacrificio Fly
SH	Sacrifice hits	Toque de sacrificio
SLG	Slugging percentage	Average de slugging
SO	Strikeouts	Ponches
TB	Total bases	Total de bases alcanzadas por hit

PITCHING - PITCHEO

2B	Doubles allowed	Dobles permitidos
3B	Triples allowed	Triples permitidos
AB	At bats	Veces al bate
APP	Appearance	Aparición
B/AVG	Opponent batting average	Average de bateo de los oponentes
BK	Balk	Balk
BB	Base on balls allowed	Bases por bolas concedidas
CG	Complete games	Juegos completos
ER	Earned runs allowed	Carreras limpias permitidas
ERA	Earned run average	Promedio de efectividad
FO	Fly outs	Elevados de Out
GO	Ground Outs	Rodados
GS	Games started	Juegos iniciados
H	Hits allowed	Hits permitidos
HB	Hit Batter	Pelotazo
HR	Home runs allowed	Cuadrangulares permitidos
IP	Innings played	Entradas lanzadas
L	Losses	Derrota
R	Runs allowed	Carreras permitidas
SO	Strikeouts	Ponches propinados
SFA	Sacrifice flies allowed	Sacrificios fly permitidos
SHA	Sacrifice hits allowed	Toques de sacrificio permitidos
SHO	Shutouts / Combination shutouts	Blanqueos / Blanqueos combinados
SV	Saves	Juegos salvados
W	Wins	Victoria
WHIP	Walks and Hits per Inning Pitched	Bases por bolas y hits por entrada lanzada
WP	Wild pitches	Wild pitches

FIELDING - DEFENSA

A	Assists	Asistencias
C	Chances	Total de lances
CI	Catcher's interference	Interferencia del receptor
CSB	Caught stealing (by pitcher and catcher)	Atrapado robando (del lanzador y del receptor)
DP	Double plays participated in	Participaciones en doble play
E	Errors	Errores
FLDP	Fielding percentage	Promedio de defensa
PB	Passed balls (catcher)	Passed ball (receptor)
PO	Pu outs	Outs (Eliminaciones)
SBA	Stolen bases allowed (pitcher and catcher)	Robos permitidos (lanzador y receptor)
SBAP	Stolen bases against percentage (pitcher and catcher)	Promedio de robos permitidos (lanzador y receptor)

Timing & Results provided by **BORNAN**